



MAIN
MEDITECH



SVF-9000

Main Projection Perimeter

20 Years professional experience in Perimeter Market

See More, See Future!

Distributed By

optohellas[®]
OPHTHALMIC EQUIPMENT

EMEA Official Representation

First Impression

Professional and Precise Perimeter with Pure Optical Controlling System

Stimulus brightness controlled through changing progressive lens position.
High-performance mechanical projection system, can project stimulus points with high precision, there are no restrictions on projection points

Standard Goldmann Perimeter with Complete Functions

Full compliance with the Goldmann standards.
Classical test with white stimulus on white background light test.
Professional test with blue stimulus on yellow background light test(SWAP).
Kinetic and Static Test All-In-One. Cursor size are changeable among Goldmann I , II ,III,IV & V .

Auto Eye Recognition and Pupil Diameter Measurement

System recognize OD/OS automatically and alarm to indicate operator,which is helpful to avoid mistake during test.
Auto pupil diameter measured during test for correcting visual error.



Humanized Design of

Mechanical and Structure

Neat wiring and exquisite inside.
Each modules can be replaced easily.
Simplify maintenance service.

Voice Guidance

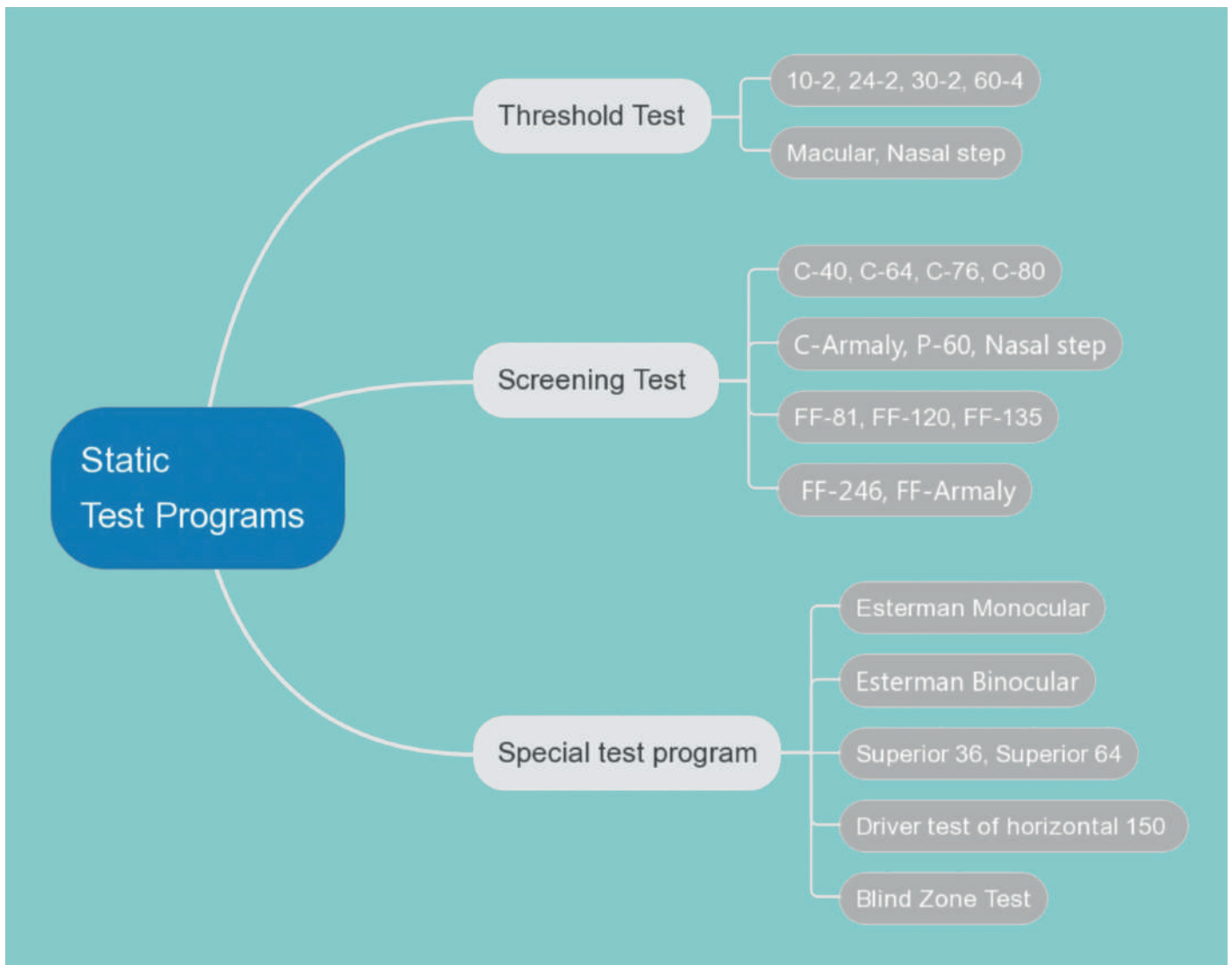
Instruct examinee how to cooperate and indicate examinee during whole test by voice guidance.

* Dicom

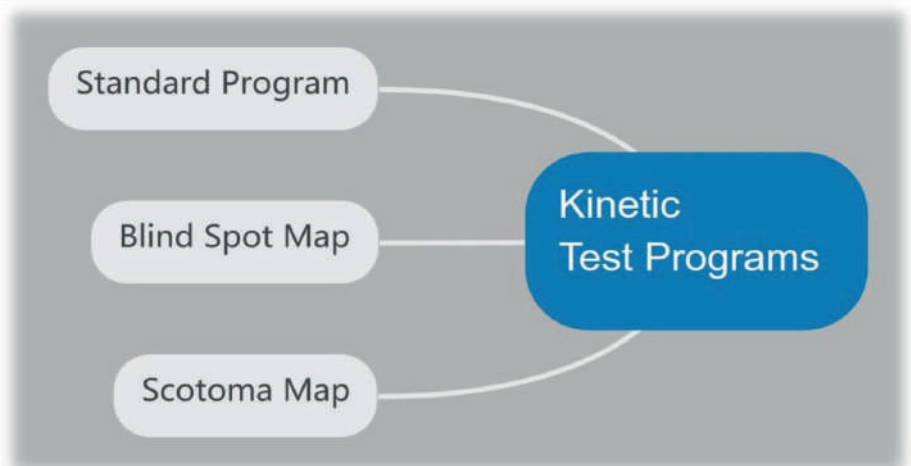
Data operation for patient information uploading and downloading.

See More, See Future!

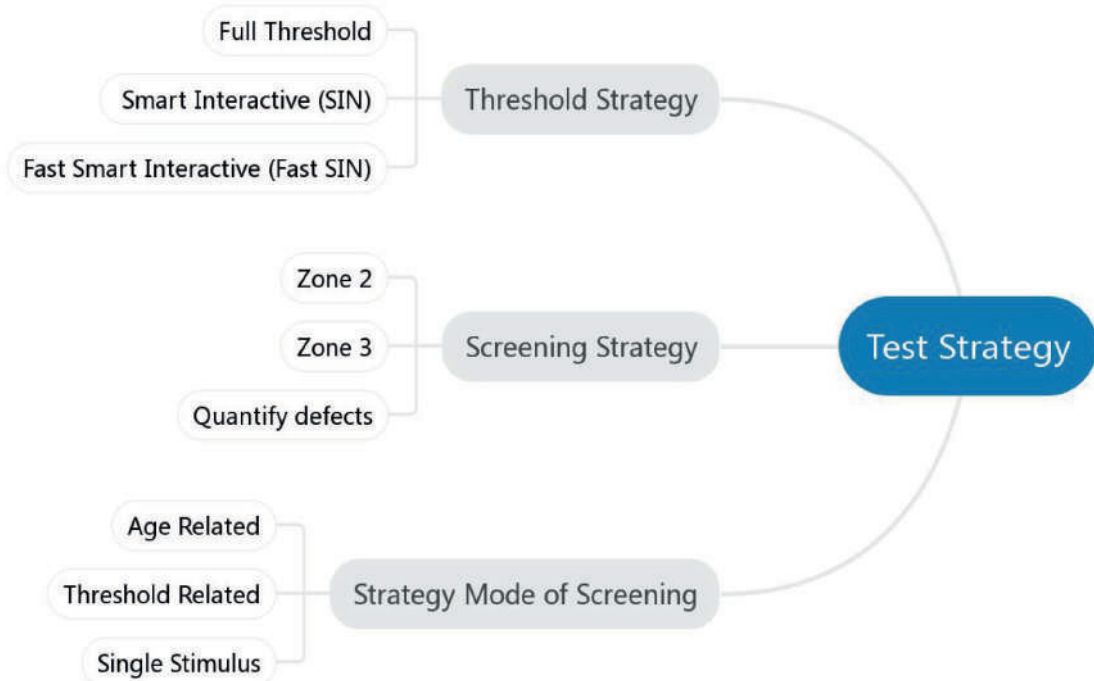
Software Representation



* Full function test programs are all in default setting

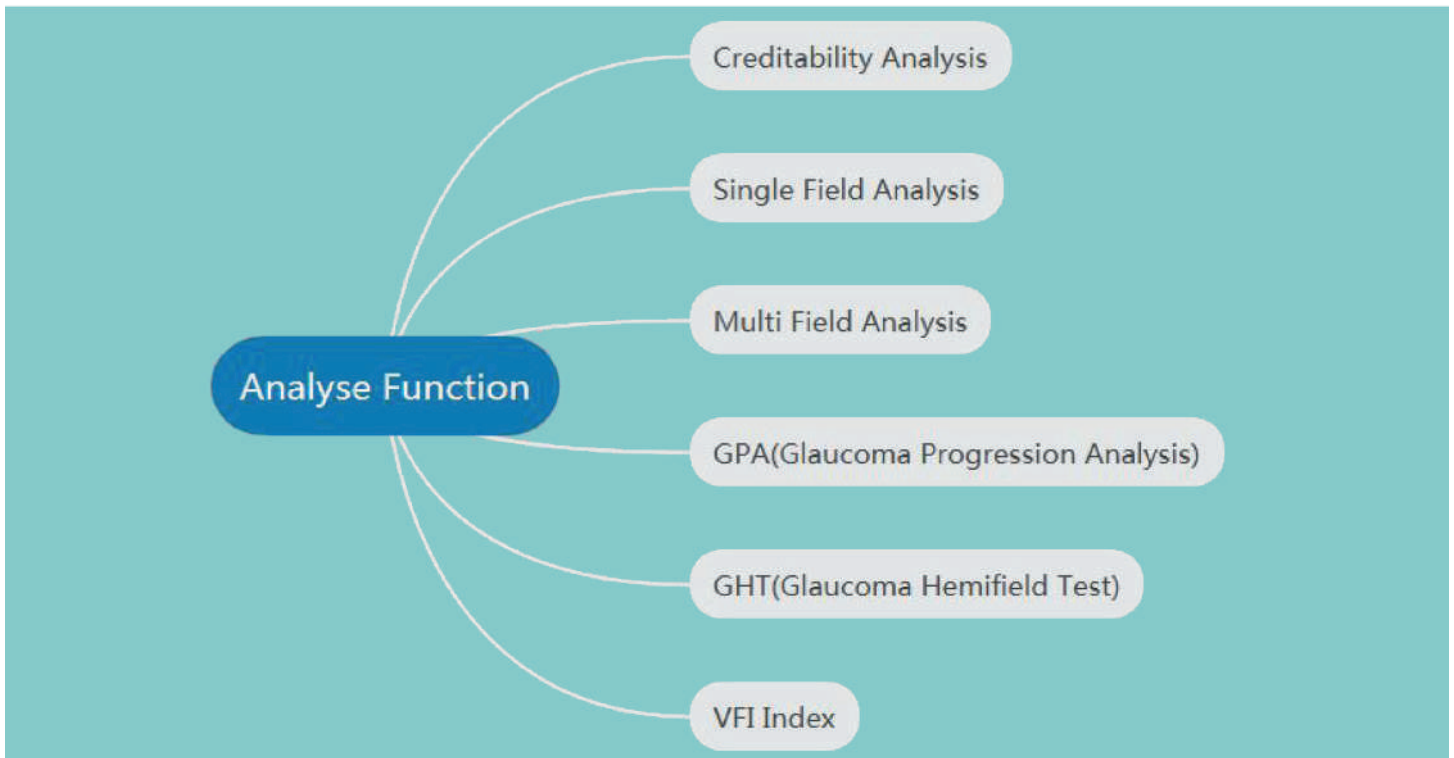


Software Representation



*** Efficient Test strategies = Reduce Test time + Accuracy**

The test strategies fully consider different age groups, responsiveness, visual field defects regularity, and the distribution of the field island, provides faster solution for perimetry testing which is Smart, Intelligent and interactive.

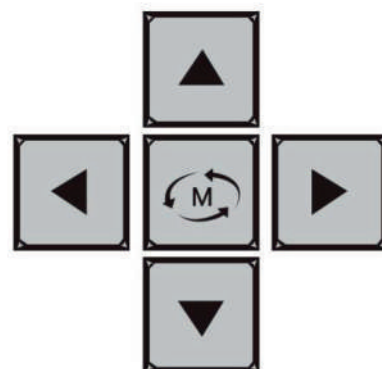
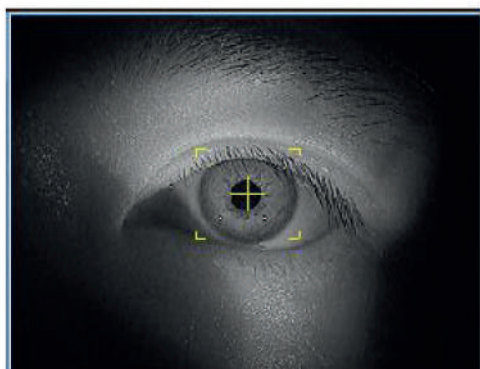
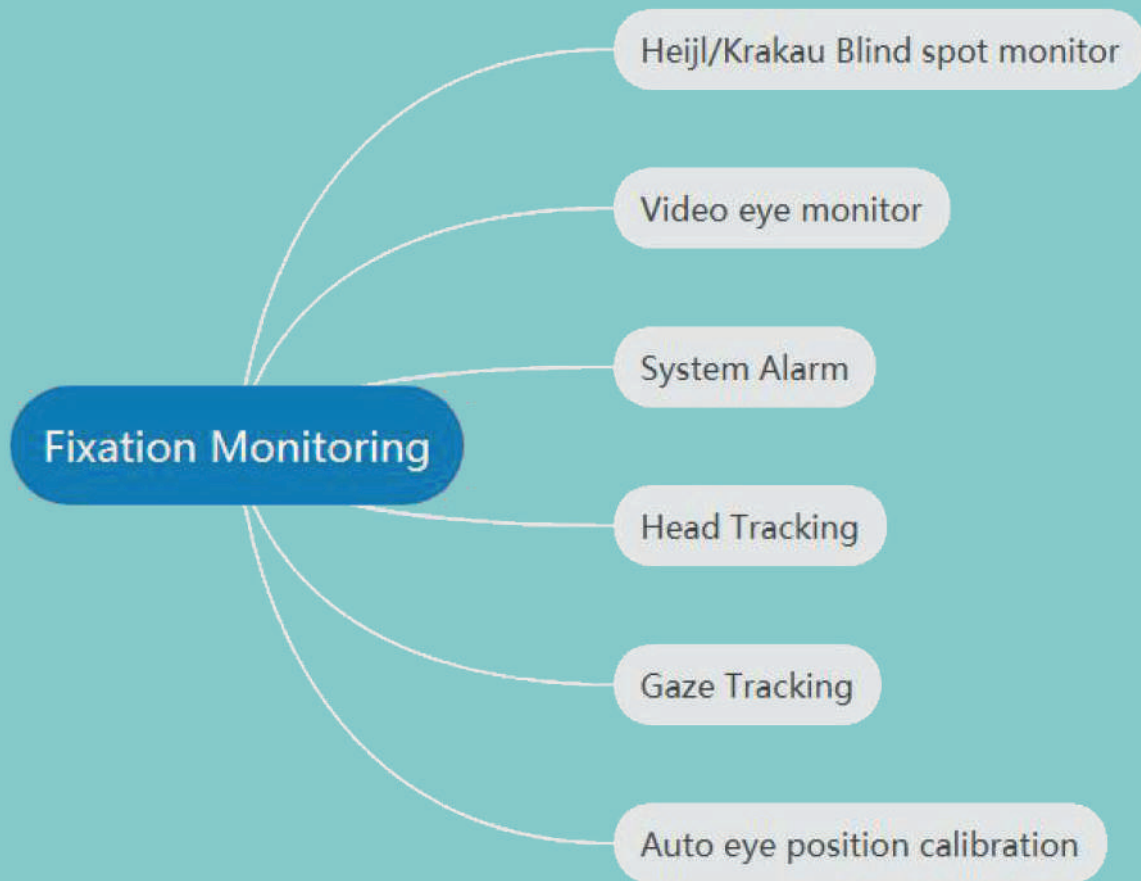


See More, See Future!

Software Represenattion

* Multiple Fixation Monitoring system

Trace the reliability of test result

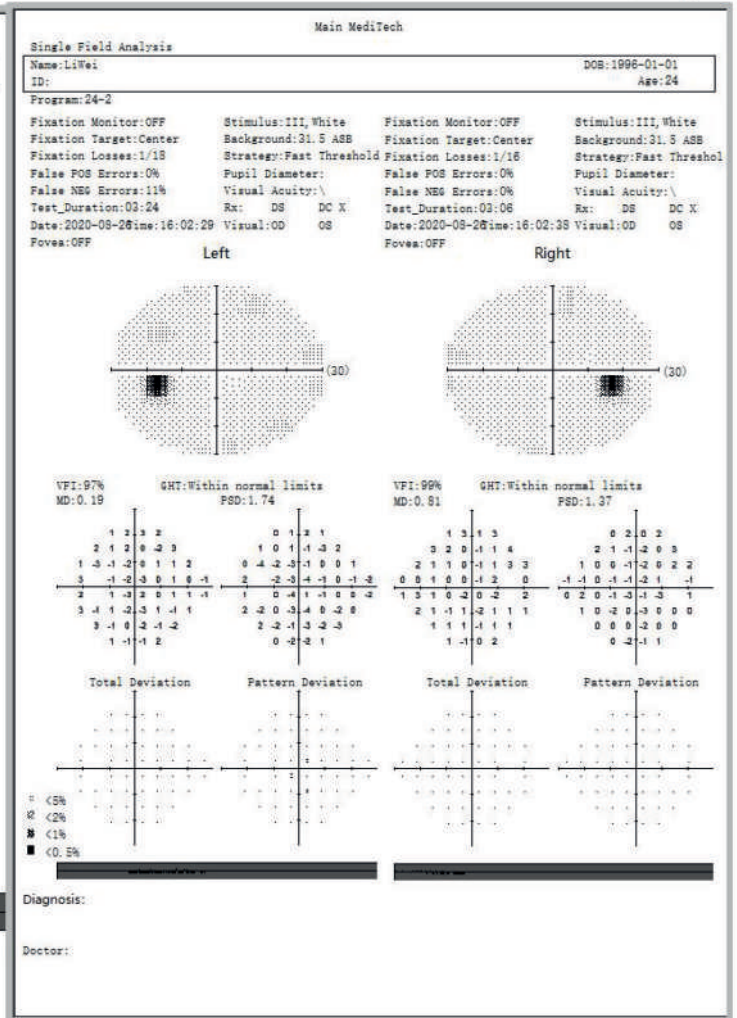
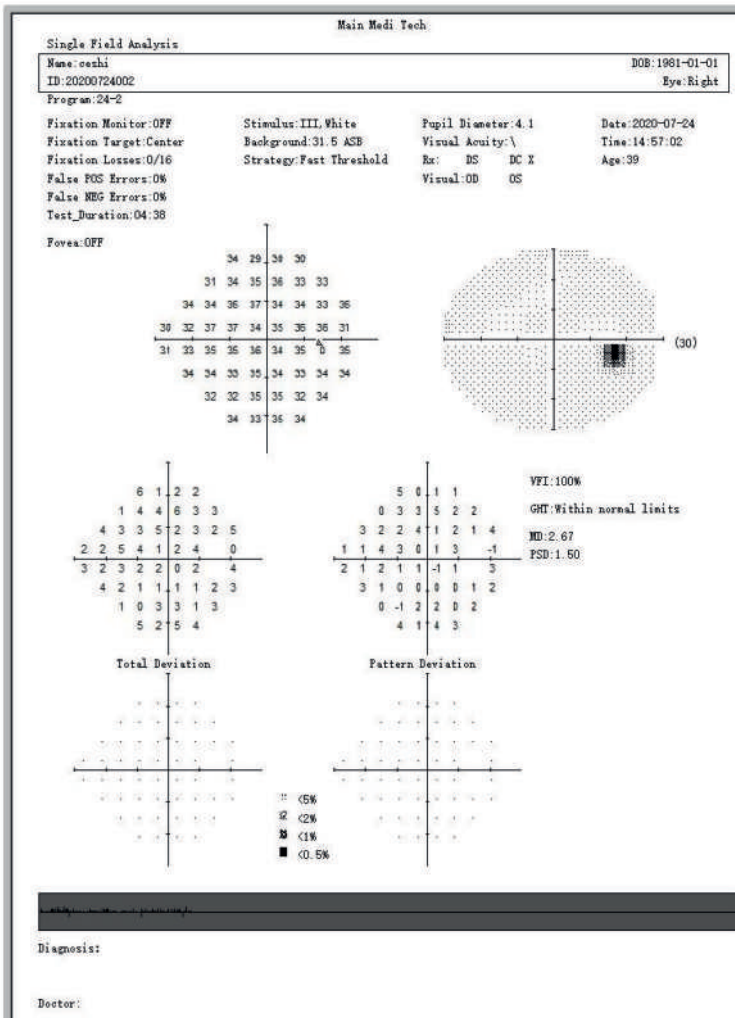


Software Representation

* Classic Test report


Test report in Classic format, can be easily read and understood by doctors world widely.

NEW



Monocular Report

Bincocular Report



See More, See Future!

Technical Parameter

Model	SVF-9000 Basic	SVF-9000 Pro
DB Value Range displayed	0~51db	
Stimulus Intensity Range	0.08asb~10000asb	
Stimulus Duration Time	200ms/ Adaptive	
Max Measurement range	90°	
Test Distance	30cm	
Stimulus Plane	Aspherical surface	
Stimulus Size	Goldmann III	Goldmann I , II,III,IV & V
Stimulus Color	White	White,Blue,Red
Background Illumination	White (31.5 asb)	White (31.5 asb) Yellow (315 asb)
Test Mode	Static & Kinetic	
Stimulus Source	Halogen	
Voice Guidance function	●	●
SWAP	/	●
Static Customize program	●	●
Kinetic Customize program	/	●
Chinrest Control	Touch Screen,Keyboard and mouse control,Button control	
Head Movement	Chinrest and forehead-rest move simultaneously	
PC Configuration	CPU:1.6 GHz; RAM: 4 GB; Hard disk: 120 GB; Operation system: Windows 10; LCD:14 " Capacitive Touch screen; Networking: Ethernet & WIFI;	
Dimension	480mm(L)*430mm(W)*560mm(H), 24 kgs	
Packaging	560mm(L)*500mm(W)*700mm(H), 28 kgs	
Others	Input Voltage: AC 100 - 240V,50 ~ 60Hz	



See More, See Future!

2nd km Katerinis-Elassonas,
60150 Katerini, Greece
Branch: Evelpidon 61-63, 11362 Athens, Greece

Tel: +30 23510 79750 / +30 210 5750572
e-mail: info@optohellas.com
[http: www.optohellas.com](http://www.optohellas.com)

Distributed By

optohellas[®]
OPHTHALMIC EQUIPMENT

EMEA Official Representation