



**MAIN**  
MEDITECH

## SVF-7000 Main Perimeter

20 Years professional experience in Perimeter Market

See More, See Future!

**optohellas**<sup>®</sup>  
OPHTHALMIC EQUIPMENT

Worldwide Representation Platform

# Product Representation

## Standard Goldmann White-on-White perimeter

Full compliance with the Goldmann standards, White stimulus on white background light test

## LED Light Source

As Goldmann standard perimeter's trend in market, adopt LED light source for perimeter configuration which is life time long, light declination is very low. During the usage, no need to calibrate the LED bulbs periodically or replace it.



## Auto eye recognition and pupil diameter measurement

System recognize OD/OS automatically and alarm to indicate operator, which is helpful to avoid mistake during test. Auto pupil diameter measured during test for correcting visual error.

## Humanized design of mechanical and structure

Neat wiring and exquisite inside. Each modules can be replaced easily.

## Voice prompts and instruction

Instruct examinee how to cooperate and indicate examinee during whole test by voice guidance.

## \* Dicom

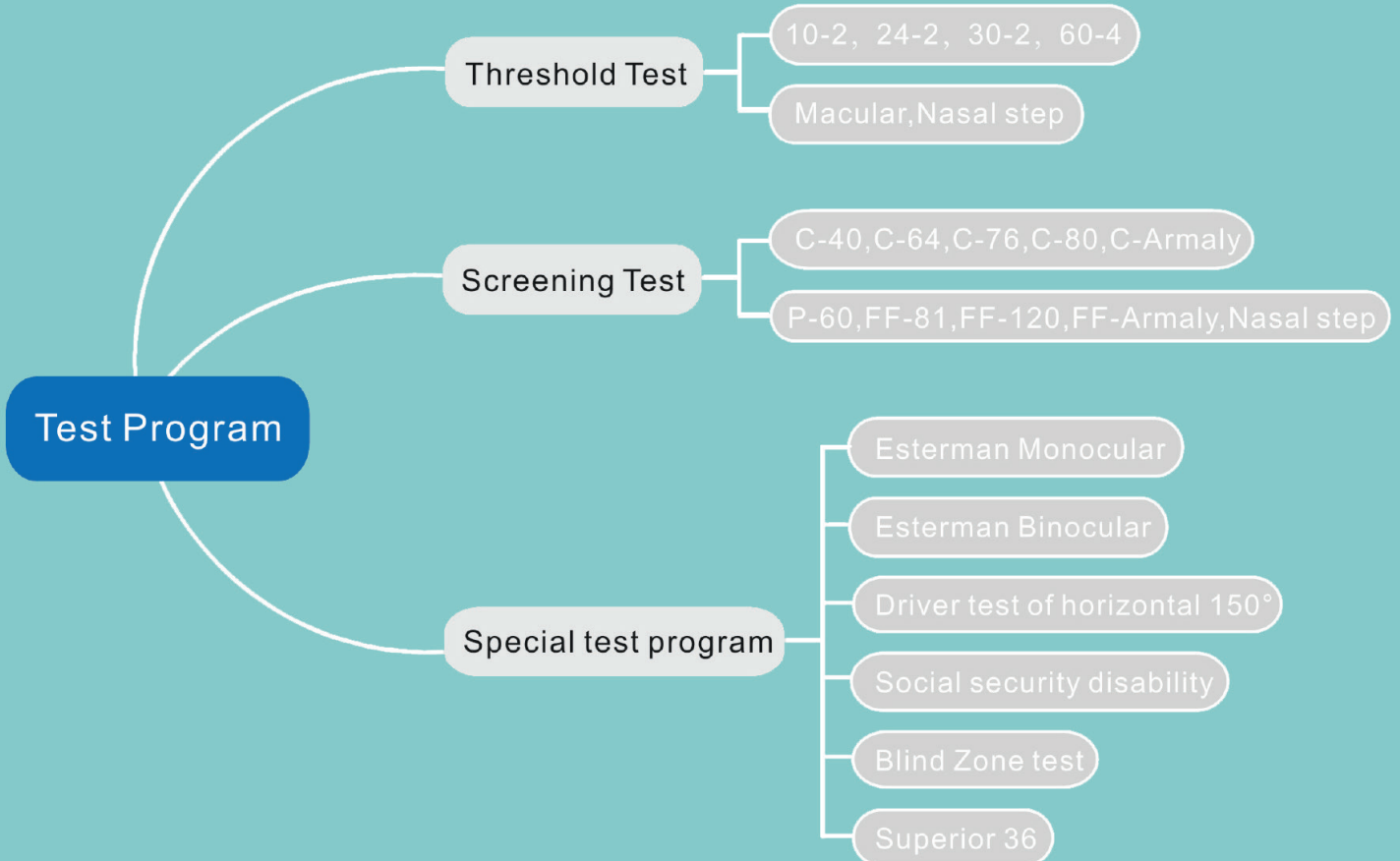
Data operation for patient information uploading and downloading.

See More, See Future!

**optohellas**<sup>®</sup>  
OPHTHALMIC EQUIPMENT

Worldwide Representation Platform

# Software Representation



**NEW**

## \*Blind Zone Test

Uniquely developed Blind Zone Test program, which have significant meaning for judgement of optic disk inflammation and edema.

## \*Driver test of Horizontal 150°

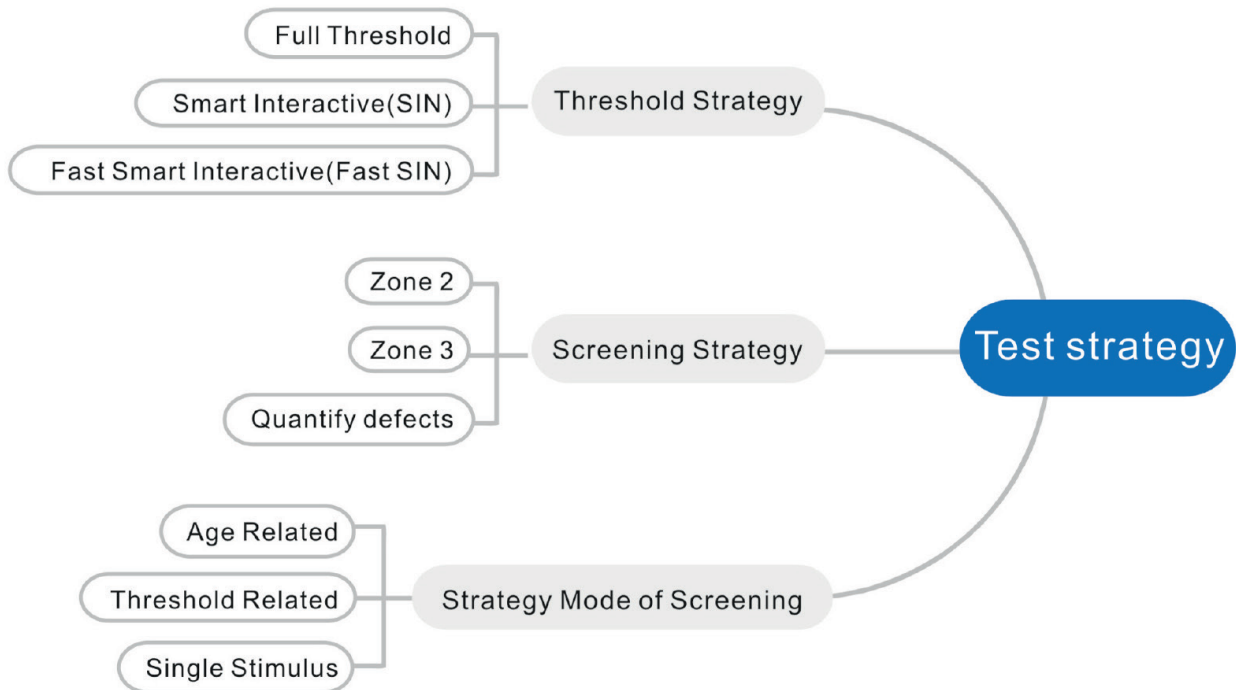
Besides of Esterman Test program, another special Horizontal 150° program is for testing driver who have visual impairment of single eye.

## \*Test programs application for Neurological eye disease

**optohellas**<sup>®</sup>  
OPHTHALMIC EQUIPMENT

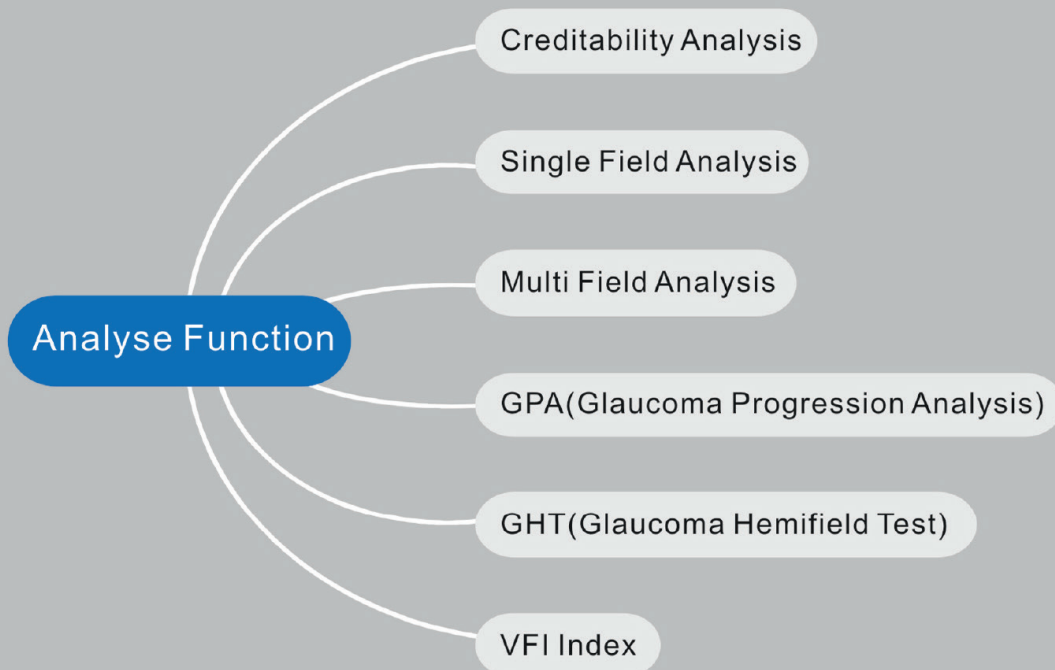
Worldwide Representation Platform

# Software Representation



**\* Efficient Test strategies = Reduce Test time + Accuracy**

The test strategies fully consider different age groups, responsiveness, visual field defects regularity, and the distribution of the field island, provides faster solution for perimetry testing which is Smart, Intelligent and interactive.

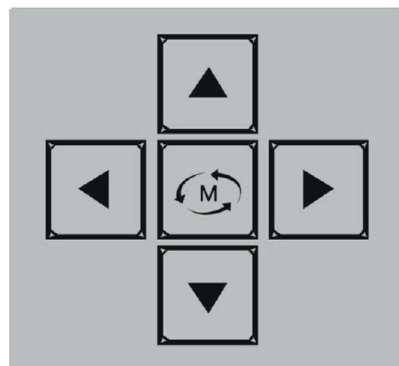
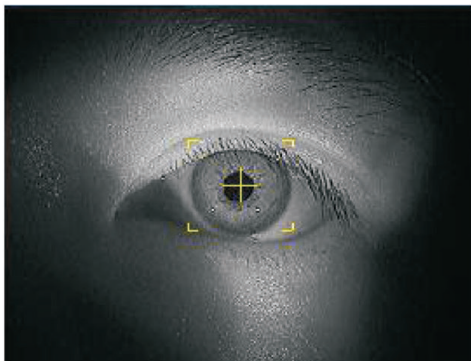

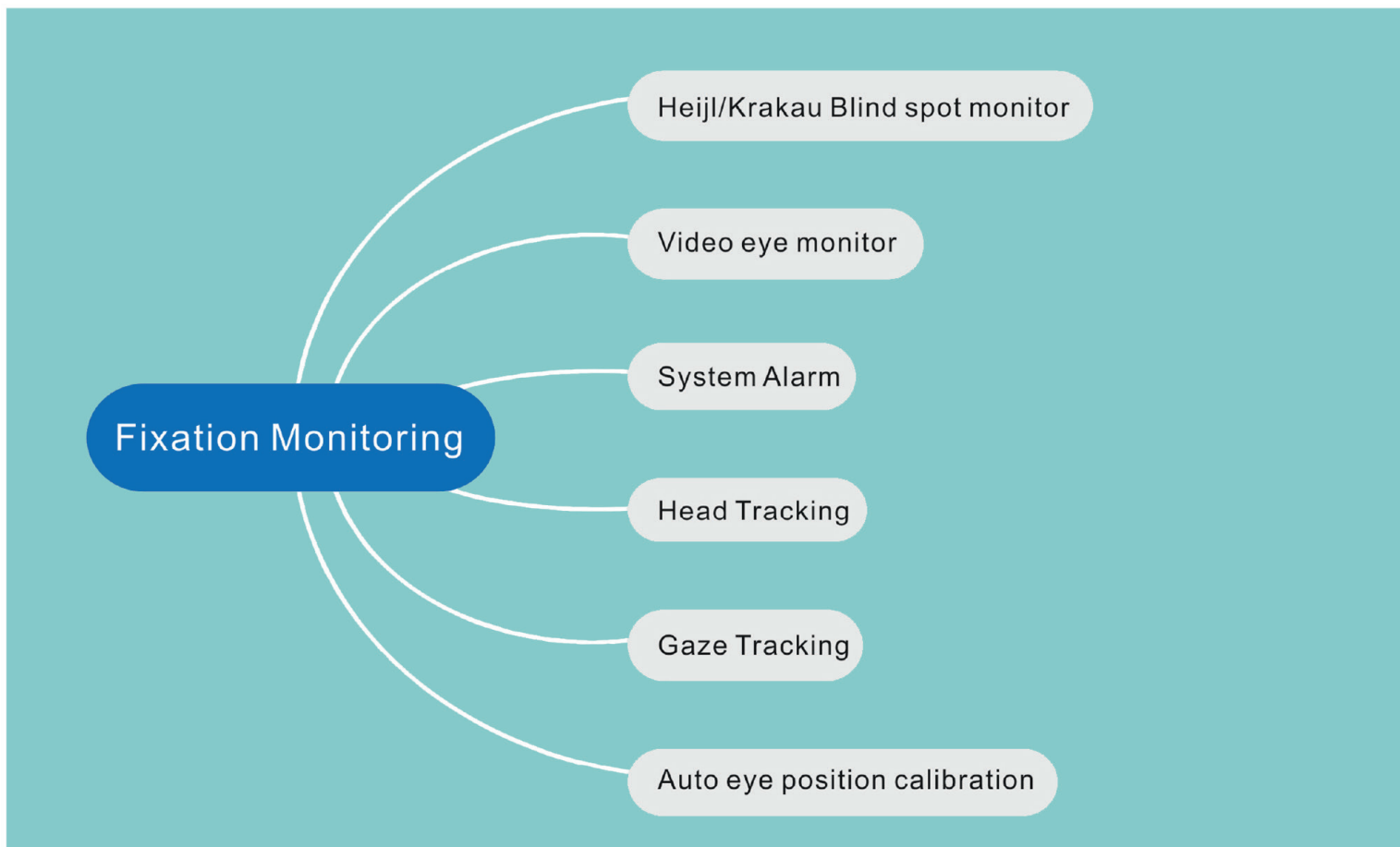


See More, See Future!

# Software Represenattion

\* Multiple Fixation Monitoring system

Trace the reliability of test result

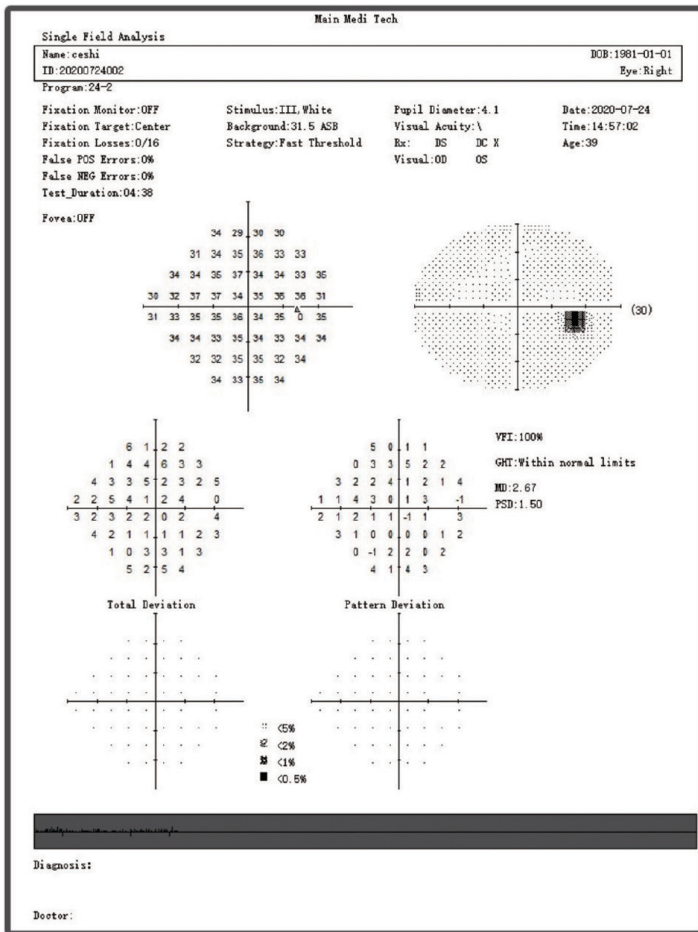


# Software Representation

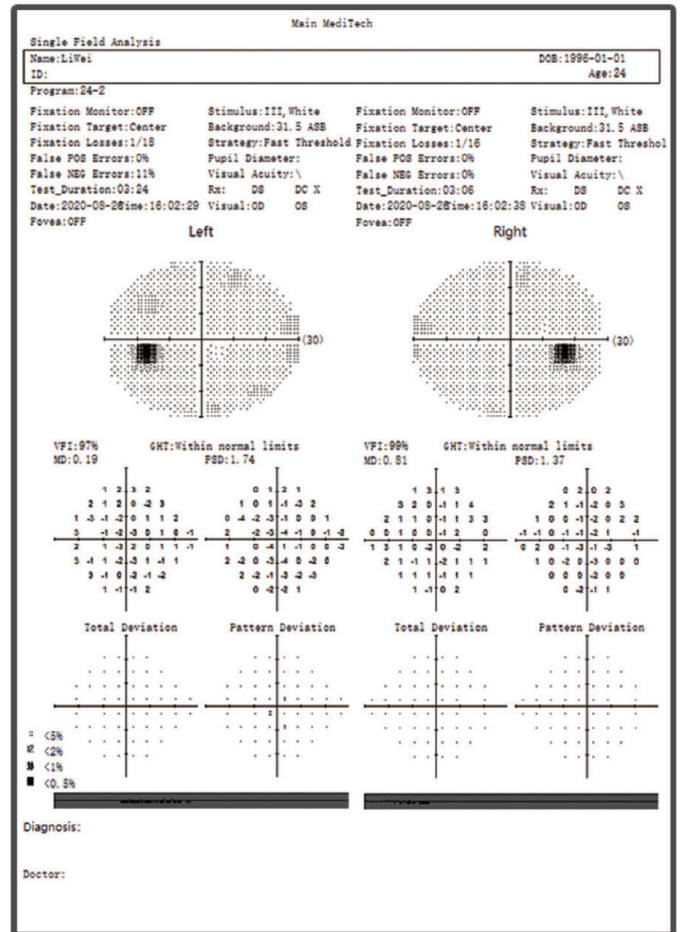
## \* Classic Test report

Test report in Classic format, can be easily read and understood by doctors world widely.


**NEW**



**Monocular Report**



**Binocular Report**



See More, See Future!

**optohellas**<sup>®</sup>  
OPHTHALMIC EQUIPMENT

Worldwide Representation Platform

# Technical Parameter

Model Parameter	SVF-6000	SVF-7000
DB Value Range displayed	0~40db	
Stimulus Intensity Range	1asb~10000asb	
Stimulus Size	Goldmann III	
Stimulus Color	White	
Stimulus Duration Time	200ms/ Adaptive	
Max Measurement range	90°	
Test Distance	30cm	
Test Mode	Static	
Stimulus quantity	456 points	
Stimulus Plane	Aspherical surface	
Background Illumination	White 31.5 asb ( 10cd/m2 )	
Customize test program	/	●
Auto eye recognition	/	●
Blindzone range test	/	●
Stimulus Source	LED	
Chinrest Control	Touch Screen,Keyboard and mouse control,Button control	
Head Movement	Chinrest and forehead-rest move simultaneously	
PC Configuration	CPU:1.6GHz; RAM:4GB; Hard disk: 120GB; Operation system: Windows 10; LCD: 14 " Capacitive Touch screen; Networking: Ethernet&WIFI;	
Dimension	480mm(L)*430mm(W)*528mm(H), 14kgs	
Packaging	550mm(L)*480mm(W)*640mm(H), 19kgs	
Others	Input Voltage: AC 100 - 240V,50 ~ 60Hz	



See More, See Future!